



Wall: Cozy Marfil Natural Rift 120x278
 Counter: Cozy Marfil Natural Rift 120x278
 Floor: GLOW Silk 120x120

Atelier

Superfici scenografiche che nascono dalle innovazioni tecnologiche NovaBell. Atelier è un nuovo modo di concepire il gres porcellanato effetto marmo, elegante, lussuoso e di assoluta tendenza.

Striking surfaces based on NovaBell's technological innovations. Atelier is a new way of conceiving elegant, luxurious and highly trendy marble-look porcelain stoneware.

Les innovations technologiques NovaBell permettent de créer des surfaces au rendu scénographique. Atelier est une nouvelle façon de concevoir le grès cérame effet marbre, élégant, luxueux et particulièrement tendance.

Ausdrucksstarke Oberflächen aus der Innovationsschmiede NovaBell. Atelier steht für eine neue Konzeption von Feinsteinzeug mit Marmoroptik: edel, elegant und absolut im Trend.



Wall: Crystal Dolomia Polished 120x278 | Counter: GLOW Shark 120x278
 Floor: GLOW Shark 120x120



Wall: Calacatta Gold Natural Rift 120x278 | Washbasin: GLOW Shark
Floor: GLOW Shark 120x120



Wall: Cozy Marfil Polished 120x278 | Table Top: DEEPSTONE Lunar 12 MM
Floor: Cozy Marfil Natural Rift 120x120



Wall: Supreme Capraia Natural Rift 120x278 | GLOW Shark 120x278
Floor: Supreme Capraia Natural Rift 120x120



Wall: Shade River Natural Rift 120x278
Floor: KHROMA Corda 120x120

Thickness:

6 MM - 9 MM - 10 MM

Colour range

Finishes:

Natural Rift - Polished



Calacatta Gold

6 MM - 9 MM - 10 MM



Cozy Marfil

6 MM - 9 MM - 10 MM



Crystal Dolomia

6 MM - 9 MM - 10 MM



Supreme Capraia

6 MM - 9 MM - 10 MM



Shade River

6 MM - 9 MM - 10 MM

Atelier

Gres a impasto colorato / Full body colour
Rettificato / Rectified

	Thickness: 6 MM				9 MM (Natural Rift) - 10 MM (Polished)				Finishes: Natural Rift - Polished			
	Natural Rift		Polished		Natural Rift		Polished		Natural Rift		Polished	
	01	1145	01	1170	02	1120	01	1140	02	1090	02	1115
Calacatta Gold	ATL LA14R		ATL LA14L		ATL 184RT		ATL 184LR		ATL 42RT		ATL 42LR	
Cozy Marfil	ATL LA15R		ATL LA15L		ATL 185RT		ATL 185LR		ATL52RT		ATL 52LR	
Crystal Dolomia	ATL LA12R		ATL LA12L		-		-		ATL 22RT		ATL 22LR	
Supreme Capraia	ATL LA11R		ATL LA11L		ATL 181RT		ATL 181LR		ATL 12RT		ATL 12LR	
Shade River	ATL LA16R		ATL LA16L		ATL 186RT		ATL 186LR		ATL 62RT		ATL 62LR	

	Thickness: 9 MM (Natural Rift) - 10 MM (Polished)				Finishes: Natural Rift - Polished			
	Natural Rift		Polished		Natural Rift		Polished	
	03	1070	03	1105	06	1065	06	1095
Calacatta Gold	ATL 40RT		ATL 40LR		ATL 46RT		ATL 46LR	
Cozy Marfil	ATL 50RT		ATL 50LR		ATL 56RT		ATL 56LR	
Crystal Dolomia	-		-		ATL 26RT		ATL 26LR	
Supreme Capraia	ATL 10RT		ATL 10LR		ATL 16RT		ATL 16LR	
Shade River	ATL 60RT		ATL 60LR		ATL 66RT		ATL 66LR	



Download catalogue



Info pag.330

Atelier

Oversize

Thickness:
6 MM




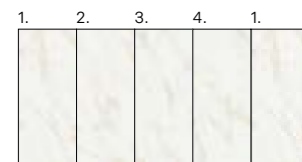

120x278 - 48"x109½"
ATL LA15R Cozy Marfil Natural Rift
ATL LA15L Cozy Marfil Polished
4 grafiche / 4 graphics

01
1145
1170




120x278 - 48"x109½"
ATL LA12R Crystal Dolomia Natural Rift
ATL LA12L Crystal Dolomia Polished
4 grafiche / 4 graphics

01
1145
1170



120x278 - 48"x109½"
ATL LA16R Shade River Natural Rift
ATL LA16L Shade River Polished
4 grafiche / 4 graphics loop

01
1145
1170



120x278 - 48"x109½"
ATL LA14R Calacatta Gold Natural Rift
ATL LA14L Calacatta Gold Polished
4 grafiche / 4 graphics loop

01
1145
1170



120x278 - 48"x109½"
ATL LA11R Supreme Capraia Natural Rift
ATL LA11L Supreme Capraia Polished
4 grafiche / 4 graphics loop

Finishes:
NR Natural Rift - P Polished



Atelier

Mosaic & decors

Thickness:
9 MM - 10 MM



Calacatta Gold




30x30 - 12"x12"
ATL 445L Mos. 5x5 Polished
*ATL 445N Mos. 5x5 N. Rift
Calacatta Gold

10
3125
3115



30x30 - 12"x12"
ATL 444L Basket
Calacatta Gold/Cozy Marfil Polished

10
3145



30x30 - 12"x12"
ATL 442L Arch
Calacatta Gold Polished

11
3165



30x30 - 12"x12"
ATL 447L Diamond
Calacatta Gold Polished

06
3185



30x30 - 12"x12"
ATL 443L Chevron
Calacatta Gold Polished

09
3150



29,3x38 - 11¼"x15"
ATL 448L Esagona
Calacatta Gold Polished

06
3160

Cozy Marfil



30x30 - 12"x12"
ATL 555L Mos. 5x5 Polished
*ATL 555N Mos. 5x5 N. Rift
Cozy Marfil

10
3125
3115



30x30 - 12"x12"
ATL 554L Basket
Cozy Marfil/Calacatta Gold Polished

10
3145



30x30 - 12"x12"
ATL 552L Arch
Cozy Marfil Polished

11
3165



30x30 - 12"x12"
ATL 557L Diamond
Cozy Marfil Polished

06
3185



30x30 - 12"x12"
ATL 553L Chevron
Cozy Marfil Polished

09
3150



29,3x38 - 11¼"x15"
ATL 558L Esagona
Cozy Marfil Polished


06
3160

Crystal Dolomia



30x30 - 12"x12"
ATL 225L Mos. 5x5 Polished
*ATL 225N Mos. 5x5 N. Rift
Crystal Dolomia

10
3125
3115



30x30 - 12"x12"
ATL 224L Basket
Crystal Dolomia/Marquina Polished

10
3145



30x30 - 12"x12"
ATL 222L Arch
Crystal Dolomia Polished

11
3165



30x30 - 12"x12"
ATL 227L Diamond
Crystal Dolomia Polished

06
3185



30x30 - 12"x12"
ATL 223L Chevron
Crystal Dolomia Polished

09
3150



29,3x38 - 11¼"x15"
ATL 228L Esagona
Crystal Dolomia Polished

06
3160

Supreme Capraia



30x30 - 12"x12"
ATL 115L Mos. 5x5 Polished
*ATL 115N Mos. 5x5 N. Rift
Supreme Capraia

10
3125
3115



30x30 - 12"x12"
ATL 114L Basket
S. Capraia/Marquina Polished

10
3145



30x30 - 12"x12"
ATL 112L Arch
Supreme Capraia Polished

11
3165



30x30 - 12"x12"
ATL 117L Diamond
Supreme Capraia Polished

06
3185



30x30 - 12"x12"
ATL 113L Chevron
Supreme Capraia Polished

09
3150



29,3x38 - 11¼"x15"
ATL 116L Esagona
Supreme Capraia Polished

06
3160

Shade River



30x30 - 12"x12"
ATL 665L Mos. 5x5 Polished
*ATL 665N Mos. 5x5 N. Rift
Shade River

10
3125
3115



30x30 - 12"x12"
ATL 664L Basket
Shade River/Cozy Marfil Polished

10
3145



30x30 - 12"x12"
ATL 662L Arch
Shade River Polished

11
3165



30x30 - 12"x12"
ATL 667L Diamond
Shade River Polished

06
3185



30x30 - 12"x12"
ATL 663L Chevron
Shade River Polished

09
3150



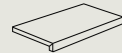
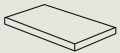

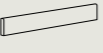
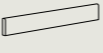










29,3x38 - 11¼"x15"
ATL 668L Esagona
Shade River Polished

06
3160

Atelier





















Technical features

Pezzi speciali / Special pieces / Pièces spéciales / Passende sonder formteile

										
Thickness 9 MM	Natural Rift		Natural Rift	Natural Rift	Polished					
	01 	670	01 	676	01 	676	15 	230	15 	240
 Calacatta Gold	ATL G41K		ATL G42K	ATL G43K	ATL B40N	ATL B40L				
 Cozy Marfil	ATL G51K		ATL G52K	ATL G53K	ATL B50N	ATL B50L				
 Crystal Dolomia	ATL G21K		ATL G22K	ATL G23K	ATL B20N	ATL B20L				
 Supreme Capraia	ATL G11K		ATL G12K	ATL G13K	ATL B10N	ATL B10L				
 Shade River	ATL G61K		ATL G62K	ATL G63K	ATL B60N	ATL B60L				

** 6 settimane di consegna / 6 delivery weeks / 6 wochen lieferzeit / 6 semaines de livraison

Stucchi consigliati / Recommended grouts / Couleurs des joints conseillées / Empfohlene Fugen Mörtel Farben

	Kerakoll Grouts	Mapei Grouts	Laticrete Grouts
 Calacatta Gold	 03	 103	 18
 Cozy Marfil	 43	 137	 27
 Crystal Dolomia	 05	 111	 89
 Supreme Capraia	 05	 103	 89
 Shade River	 43+45	 123	 56

Atelier

Technical features

Imballi e pesi / Packaging and weights / Emballages et poids / Verpackungen und gewichte

	pcs/box	m ² /box	kg/box	box/pallet	m ² /pallet	kg/pallet
Thickness 6 MM						
120x278*	1	3,336	47,0 - MAX WEIGHT	18	60,048	846
Thickness 9 MM (Natural Rift)						
120x120	2	2,880	56,0 - MAX WEIGHT	16	46,080	896
60x120	2	1,440	27,3 - MAX WEIGHT	35	50,400	956
60x60	3	1,080	20,0	48	51,840	960
30x60	6	1,080	23,2	40	43,200	926
Thickness 10 MM (Polished)						
120x120	1	1,440	28,0 - MAX WEIGHT	32	46,080	896
60x120	2	1,440	33,4 - MAX WEIGHT	30	43,200	1002
60x60	3	1,080	20,0	48	51,840	960
30x60	6	1,080	24,6	40	43,200	984

*Cassa/Crate info pag. 326

Dati tecnici / Technical features / Caracteristiques techniques / Technische eigenschaften

SURFACE	DIN EN 16165 annex B	DIN EN 16165 annex A	BCR	ANSI DCOF	Deep Abrasion Resistance	MOHS	Recommended Use	Resistance to Staining	ANSI A 137.1
Natural Rift 6 MM	R10	A+B	DRY > 0.40 WET > 0.40	WET ≥ 0.42	<175 mm ²	≥ 6	4	5	V3
Natural Rift 9MM	R10	A+B	DRY > 0.40 WET > 0.40	WET ≥ 0.42	<175 mm ²	≥ 6	4	5	
Polished 6 MM	-	-	DRY > 0.40 WET > 0.40	-	<175 mm ²	-	3	≥ 3	
Polished 9 MM	-	-	DRY > 0.40 WET > 0.40	-	<175 mm ²	-	3	≥ 3	



Natural Rift 6 MM



Natural Rift 9 MM



Polished 6 MM



Polished 9 MM